



PRODUCT FEATURES

Version Control

Version #	Date	Drafted By	Change Details
1.0	June 2023	Vijay Rusum	Launch Version

Change Request

Request no.	Description of Change	Reason for change	Impact of change	



PRODUCT FEATURES

PROJECT MANAGEMENT

- PROJECTS
- USERS
- ROLES

FIELD MANAGEMENT

- TASK MANAGEMENT
- CHECK LISTS
- SITE INSTRUCTIONS
- DAILY MANPOWER
- MATERIAL INWARD
- MATERIAL CONSUMPTION

CONSTRUCTION MANAGEMENT

- BOQs
- BILLING
- * Measurements
- * Quantity abstracts & Financial Summary
- * Certification
- * Payments

OFFICE ↔ FIELD

- WORK ORDERS
- PROGRESS PHOTOS

DETAILS OF EACH & EVERY MENU

PROJECT MANAGEMENT

PROJECTS

- Create/set-up all kinds of projects viz., residential, industrial, commercial, mixed developments ,plotted developments, multi level parking spaces , SEZ's , infra projects , roads ,.....

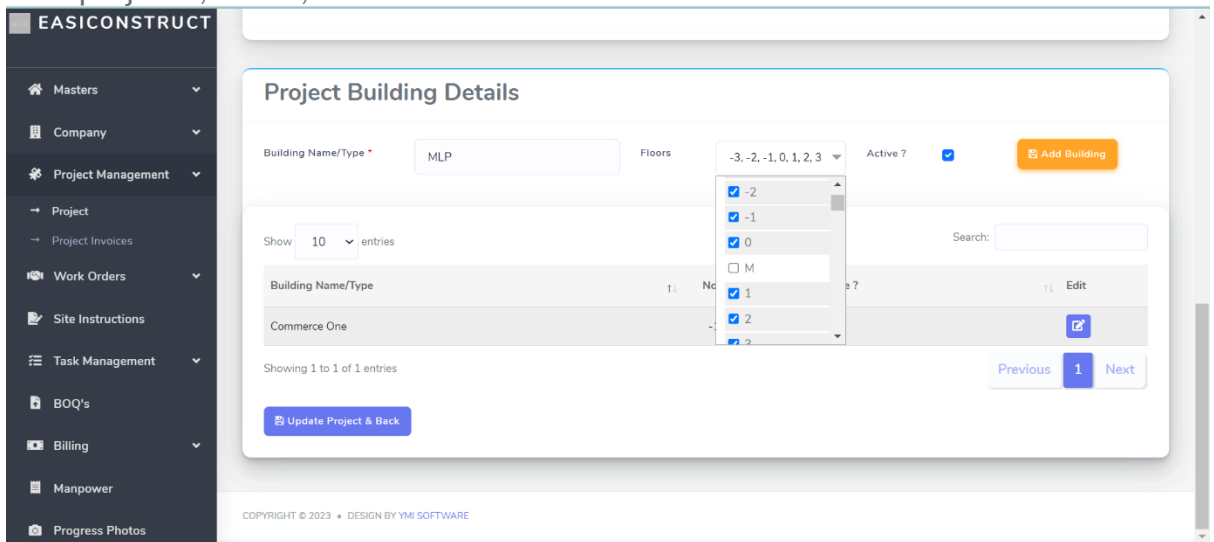


Fig : Add building/tower details with floor nos.

USERS

- No limit on no. of users per project . Invite your internal team , teams of architects/designers , GCs , Sub contractors , trade contractors
- Identify users by their respective company names

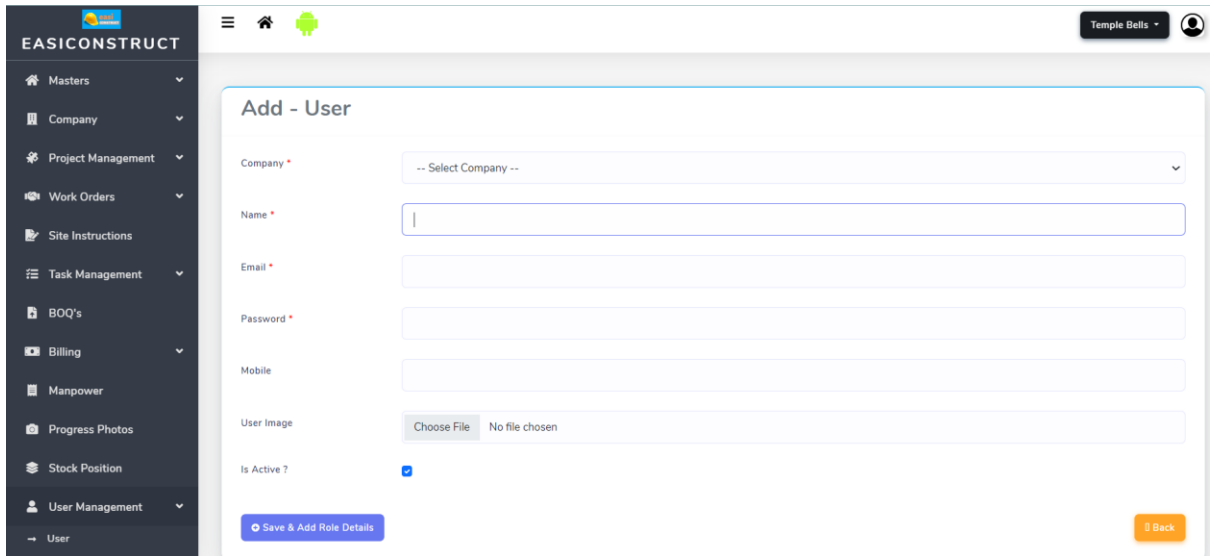


Fig : Add User to your Project

ROLES

- easiCONSTRUCT comes with 13 pre configured roles
- These can be modified to suit one's needs
- No limit on creating additional ones

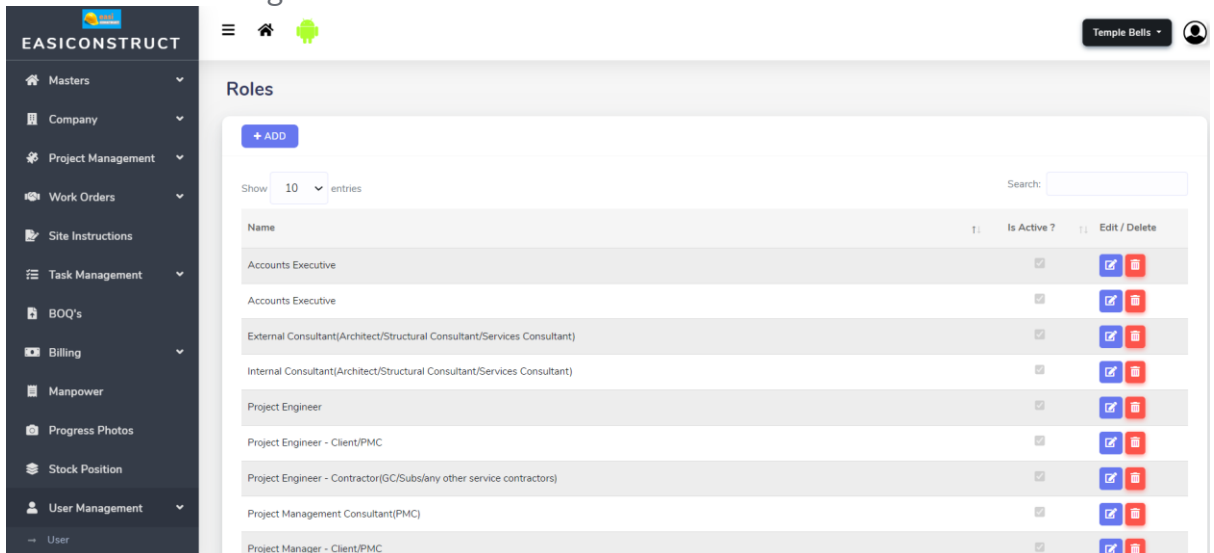



Fig : Add/Edit/Delete roles

FIELD MANAGEMENT

TASK MANAGEMENT

- Create & Assign tasks to various trades in the project
- easiCONSTRUCT supports creation of tasks under 6 different categories viz., Task,RFI,RFD,Work inspection , change order , quality issues.
- Assignors & assignees can see the status of the tasks
- Allows adding & annotating pictures in addition to action taken comments while closing a task
- Is available on mobile for speedy action /response .
-



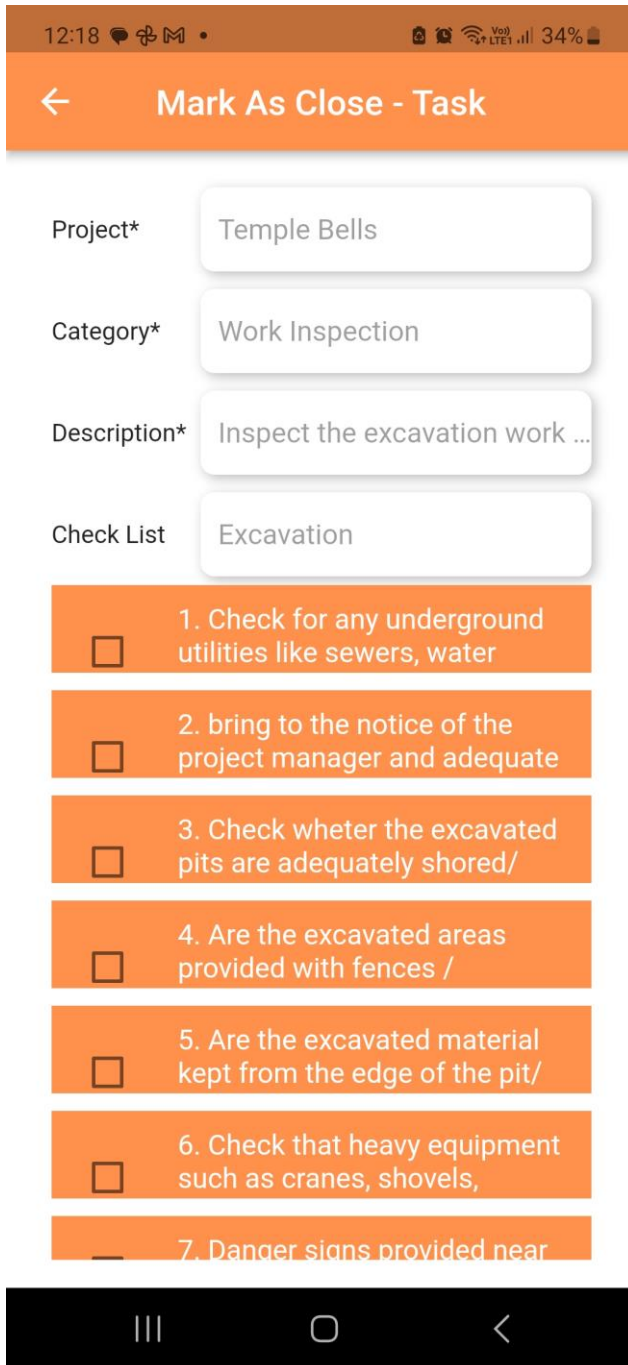
* Fig : Tasks on mobile app



PRODUCT FEATURES

- **CHECK LISTS**

- easiCONSTRUCT comes with ready to use checklists
- Attach these checklists to tasks and watch as the checklist items get ticked off as and when the task progresses.
- Following checklists come ready to use – one can edit/add/delete items in these checklists
- Checklist : Ground Breaking / Bhoomi Pooja
- Checklist : Detention Pond Design and Calculations
- Checklist : Drainage Area Map
- Checklist : Excavation
- Checklist : Grading Plan
- Checklist : Granite / Marble Laying
- Checklist : Masonary Brick Work
- Checklist : Masonry Brick Work
- Checklist : Paving Plan
- Checklist : Plain Cement Concrete (PCC)
- Checklist : Plastering
- Checklist : Pre Concreting
- Checklist : RCC Formwork
- Checklist : RCC Reinforcement
- Checklist : Sanitary Sewer Plan
- Checklist : Side Walk Plan
- Checklist : Storm Water Plan
- Checklist : Street Light and Street Sign Plan
- Checklist : Tiling
- Checklist : Wall Painting
-



12:18 34%

← Mark As Close - Task

Project* Temple Bells

Category* Work Inspection

Description* Inspect the excavation work ...

Check List Excavation

- 1. Check for any underground utilities like sewers, water
- 2. bring to the notice of the project manager and adequate
- 3. Check wheter the excavated pits are adequately shored/
- 4. Are the excavated areas provided with fences /
- 5. Are the excavated material kept from the edge of the pit/
- 6. Check that heavy equipment such as cranes, shovels,
- 7. Danger signs provided near

Fig : Checklist on Mobile

- **SITE INSTRUCTIONS**
- Do away with maintaining a instruction register at the job site
- easiCONSTRUCT's mobile app allows the Project/Construction Manager , architect/designer , Project management consultants to issue work instructions instantly while on the field. No need to go to the job site office/trailer to record them
- The app allows the instructor to turn the issued instruction into actionable items by converting the instruction to a task and assign it to respective trades

Site Instruction

CONTRACT DETAILS

Project: Project Name Project No: 0000

Contractor: XXXXXXXXXXXX

Package No: XXXXXXXX Variation / Instruction No: 01XXX

Date:

SITE INSTRUCTION DETAILS

Details	Comments
If you are adding a new instruction check	
<div style="font-size: 48px; color: red; opacity: 0.5;">X</div>	
1. This instruction is deemed to be included in the contract works.	
2. Please proceed with this instruction with the price for the work to be submitted within 5 working days.	
3. No work is to commence until a variation for this scope is approved and issued	

APPROVALS

For the Main Contractor: _____ Signature: _____

Page 1 of 1

01:41 68%

Add - Site Instructions

Project* Temple Bells

Buildings* -- Select Buildings --

Instruction By* -- Select Instruction By --

Date* Instruction Date

Description* Description

Create a Task?

Instruction Photo 1

Instruction Photo 2

Instruction Photo 3

Is Active?

Fig : Work/Site instructions issuance from the mobile device on the field



PRODUCT FEATURES

- **DAILY MANPOWER**
- Record the trades who worked on the job site on a daily basis
- Fix their rate/day and watch as easiCONSTRUCT automatically generates their bill – you choose the frequency viz., weekly, fortnightly or monthly
- Need to approve the records , easiCONSTRUCT has a inbuilt workflow to send the created records for approval. Bills can be generated for the dates for which the records are approved

Labour Type*	Count*
Mason	12
Helper - Male	5
Helper- Female	9
Electrician	2
Barbender	4
Flooring installer	2

Fig : Add daily manpower details from the convenience of your phone on the field

- **MATERIAL INWARD**
- Keep a record of all the incoming materials right from your mobile device on the field .
- Goodbye to paper records and excel sheets
- Instantly updates the stock position of the respective materials

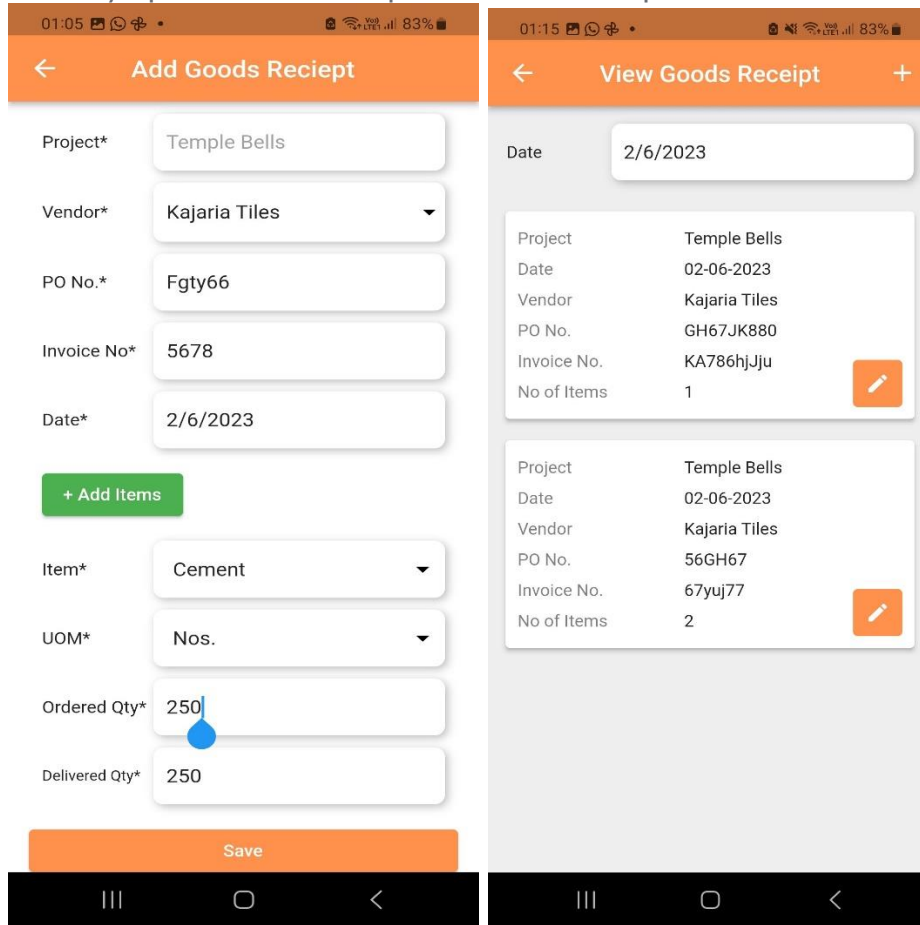


Fig : Record incoming materials and view materials received for the day on your Mobile device

MATERIAL CONSUMPTION

- Track consumption of materials from your mobile device right in the middle of the job site
- Know how much of a particular material is consumed for different buildings in the project
- Instantly updates the stock position

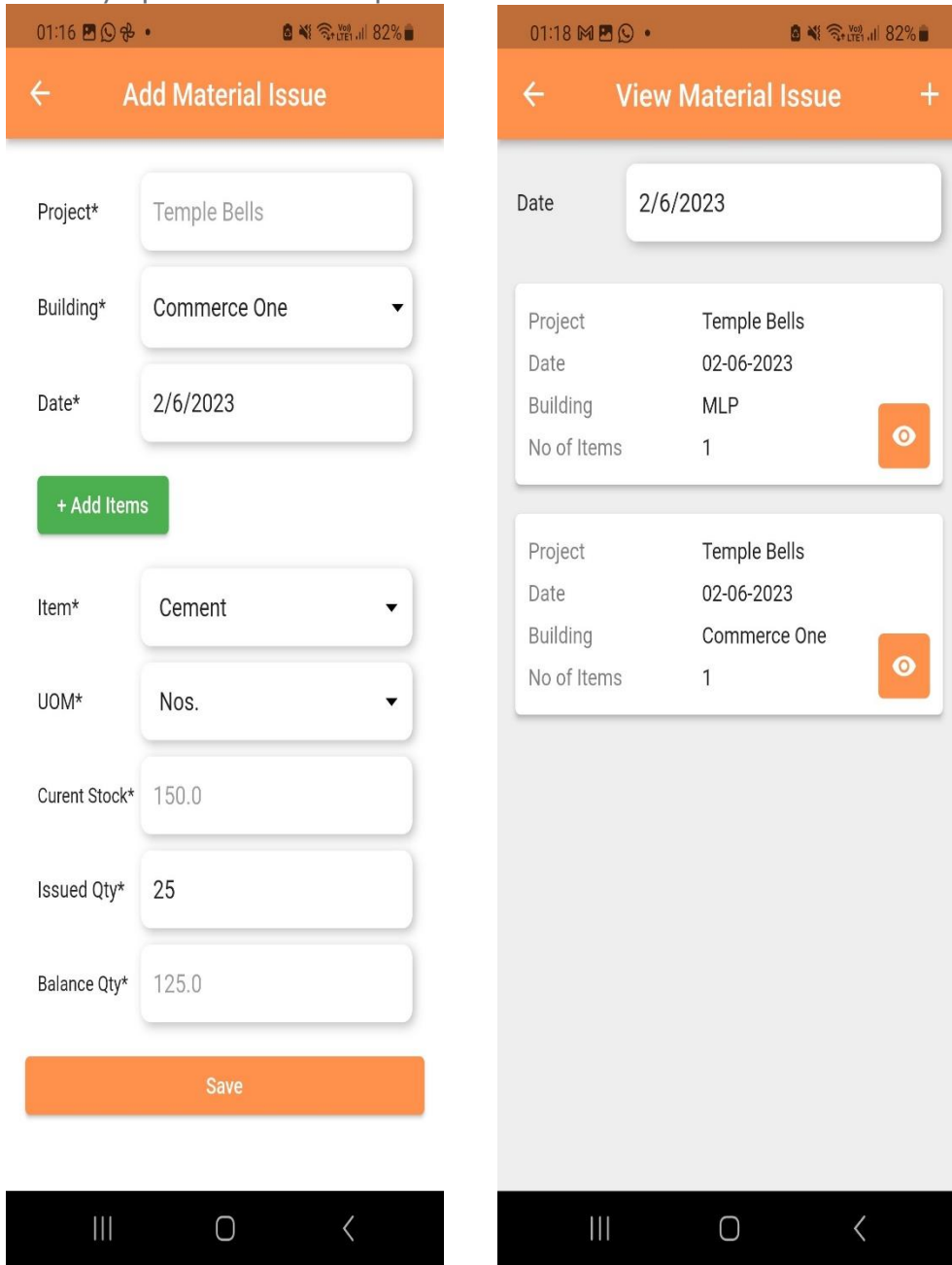
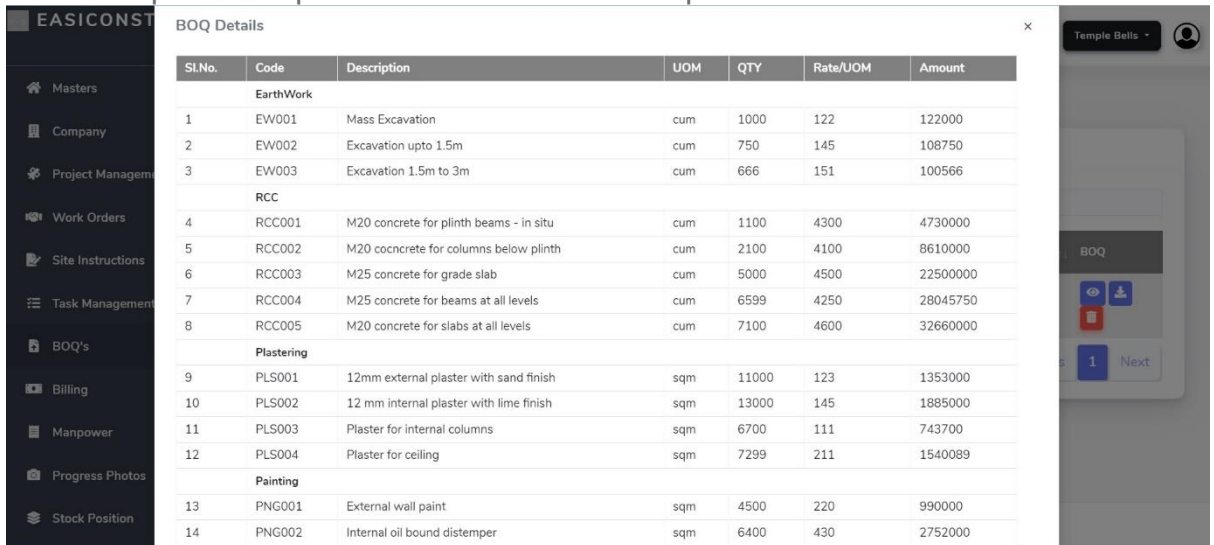


Fig : Record material consumption done for each day and view consumption done On a particular day/date on your mobile device

CONSTRUCTION MANAGEMENT




- BOQs
- Import Bill Of Quantities for any work
- Excel Templates are provided for ONE CLICK import of data



Sl.No.	Code	Description	UOM	QTY	Rate/UOM	Amount
EarthWork						
1	EW001	Mass Excavation	cum	1000	122	122000
2	EW002	Excavation upto 1.5m	cum	750	145	108750
3	EW003	Excavation 1.5m to 3m	cum	666	151	100566
RCC						
4	RCC001	M20 concrete for plinth beams - in situ	cum	1100	4300	4730000
5	RCC002	M20 coccrete for columns below plinth	cum	2100	4100	8610000
6	RCC003	M25 concrete for grade slab	cum	5000	4500	22500000
7	RCC004	M25 concrete for beams at all levels	cum	6599	4250	28045750
8	RCC005	M20 concrete for slabs at all levels	cum	7100	4600	32660000
Plastering						
9	PLS001	12mm external plaster with sand finish	sqm	11000	123	1353000
10	PLS002	12 mm internal plaster with lime finish	sqm	13000	145	1885000
11	PLS003	Plaster for internal columns	sqm	6700	111	743700
12	PLS004	Plaster for ceiling	sqm	7299	211	1540089
Painting						
13	PNG001	External wall paint	sqm	4500	220	990000
14	PNG002	Internal oil bound distemper	sqm	6400	430	2752000

Fig : BOQ organised group wise after excel import

- **BILLING**
- easiCONSTRUCTs seamless billing caters to all scenarios
- **For OWNERS / ARCHITECTS/CONSULTANTS**
- Receive bills from contractors >Verify them>Make Payments
- Owners can give contractors login within the project to submit bills
- **For CONTRACTORS**
- Submit bills > get it verified by owner /consultant > Owner / consultant updates payment information
- Contractors can give owners / consultants login within the project to verify bills & update payment information
-
- * **Measurements**
- Add executed quantities for BOQ items
- Add quantities for non BOQ items
- Carry forward on going activities to next bill
- Provision to assign BOQ items as part rate items i.e., these items will be paid as a % of total payable as and when they are completed.
- Attach detailed measurement sheets for work executed

Sl.No.	Description	UOM	BOQ QTY	Rate	BOQ Amount	Current Bill Qty	Current bill amount	Completed?	
1	Mass Excavation	cum	1000	122	122000	125	15250	<input type="checkbox"/>	
2	Excavation upto 1.5m	cum	750	145	108750	234	33930	<input type="checkbox"/>	
3	Excavation 1.5m to 3m	cum	666	151	100566	125	18875	<input type="checkbox"/>	

[+ Add BOQ Items](#)

-
- **Fig : Add quantities executed for BOQ items/extra items**
-
- * **Quantity abstracts & Financial Summary**
- Generates quantity abstracts bill wise for respective work orders
- Also generates the financial summary for the quantity executed and allows the QS team to add additional details like :
- * discounts
- * price differences
- * Materials supplied by client
- * Materials procured by contractors
- * Retention % deduction
- * Mobilisation advance recovery
- * Applicable taxes
- * Previous payments received

EASICONSTRUCT

- [Masters](#)
- [Company](#)
- [Project Management](#)
- [Work Orders](#)
- [Site Instructions](#)
- [Task Management](#)
- [BOQ's](#)
- [Billing](#)
 - Measurements
 - Abstracts
 - Certification
 - Payments

Bill Abstracts | Bill Summary | Measurement sheets

BOQ Items

Sl.No.	Description	UOM	Rate	BOQ QTY	BOQ Amount	Prev Bill Qty	Prev Bill Amount	Current Bill Qty	Current Bill Amount	Cumulative Bill Qty	Cumulative Total Amount
EarthWork											
1	Mass Excavation	cum	122	1000	122000	0	0	125	15250	125	15250
2	Excavation upto 1.5m	cum	145	750	108750	0	0	234	33930	234	33930
3	Excavation 1.5m to 3m	cum	151	666	100566	0	0	125	18875	125	18875
Total	3						0		68055		68055

Extra Items

Sl.No.	Description	UOM	Rate	Approved QTY	Approved Amount	Prev Bill Qty	Prev Bill Amount	Current Bill Qty	Current Bill Amount	Cumulative Bill Qty	Cumulative Total Amount
Ex 1	Rock blasting	CFT	1288	1200	1500000	0	0	567	730296	567	730296
Total	1						0		730296		730296

EASICONSTRUCT

- [Masters](#)
- [Company](#)
- [Project Management](#)
- [Work Orders](#)
- [Site Instructions](#)
- [Task Management](#)
- [BOQ's](#)
- [Billing](#)
 - Measurements
 - Abstracts
 - Certification
 - Payments
- [Manpower](#)
- [Progress Photos](#)

Bill Abstracts | Bill Summary | Measurement sheets

Sl.No.	VALUE OF WORK DONE	WORK VALUE
1	Tendered Items	68055
	Discount % <input type="text"/>	0
1.1	Value of tendered items after discount	68055
1.2	Extra items	730296
1.3	Material advance	<input type="text" value="0"/>
1.4	Price difference	<input type="text" value="0"/>
1.5	Gross value of work till date	798351
2	Taxes	
2.1	GST % <input type="text"/>	
2.2	VAT % <input type="text"/>	
2.3	CGST % <input type="text"/>	
2.4	SGST % <input type="text"/>	
2.5	Total Taxes	0
2.6	Gross value of work till dates including taxes	798351
3	DEDUCTIONS	
3.1	Retention amount % <input type="text"/>	0
3.2	Mobilisation advance recovery	<input type="text" value="0"/>
3.3	Material supply by client	<input type="text" value="0"/>
3.4	Material advance recovery	<input type="text" value="0"/>

*

Fig : Quantity abstracts and financial summary for each RA Bill


- **Payments**
- Make partial/adhoc payments for bills that are submitted for verification
- Pay balance after the bill is certified



PRODUCT FEATURES

OFFICE ↔ FIELD

- **WORK ORDERS**
- *For OWNERS/ARCHITECTS
- * Use easiCONSTRUCTs Issue WorkOrder option to issue contracts to general and specialised contractors
- Attach BOQ's for issued WOs along with T&C
- Generates a pdf of the WO that can be auto emailed to the vendor by the system



easiCONSTRUCT
No.388,G Chandrashekar Road BEML Layout 3 rd stage, RR Nagar
www.easiconstruct.com || info@easiconstruct.com || 8310809742

WORK ORDER

Vendor Copy _____
Office Copy _____

To : **A1 Glazing Solutions LLP**
Sub : Work Order for Executing Architecture for the project Temple Bells
Ref : Your quotation / proposal no. 346 dated 27-04-2023

Enclosure: Terms and Conditions
With regards to the above subject and reference, we are pleased to issue the work order with details as below.

WORK ORDER DETAILS

Work Order for Executing Architecture for the project Temple Bells
Work Order No. : CNSTWO04
Work Order Date. : 15-06-2023
Work Order Value. : 2456000 INR
Work Order Valid up to. : 18-01-2024

Terms and Conditions:

1. 2.5% of the Total Civil works Price for lumpsum portion to be released against approval of civil drawings on pro-rata basis as per approved billing schedule. 2. 87.5% of the Total Civil works Price for lumpsum portion as progressive Payment as per approved billing schedule against submission of RAB along with proof of wages paid, ESI, EPF etc duly certified by site Engineer. 3. 5% of the Civil works price for lumpsum portion on completion of reliability operation of the plant. 4. 5% of the Civil works price for lumpsum portion against Performance Guarantee test and taking over entire plant by customer. NOTE: 1.Deviations will not be accepted by easiCONSTRUCT. Bids with deviations will be rejected. 2. No prices to be filled in this format. All prices are to be filled up in the enclosed price bid Format. 3. Un priced price bid to be enclosed with the Techno - commercial bid. 4. Detailed L2 schedule shall be drawn by the contractor and approved by easiCONSTRUCT. Same shall be binding on contractor for execution of works.

For,
easiCONSTRUCT

(Authorised Signatory)

Kindly sign and return a copy of the work order as a token of your acceptance.

Fig : Copy of issued Work Order to a vendor



PRODUCT FEATURES

- **PROGRESS PHOTOS**
- Add and retrieve progress photos for a project by : Building Name > Date > Tags

F

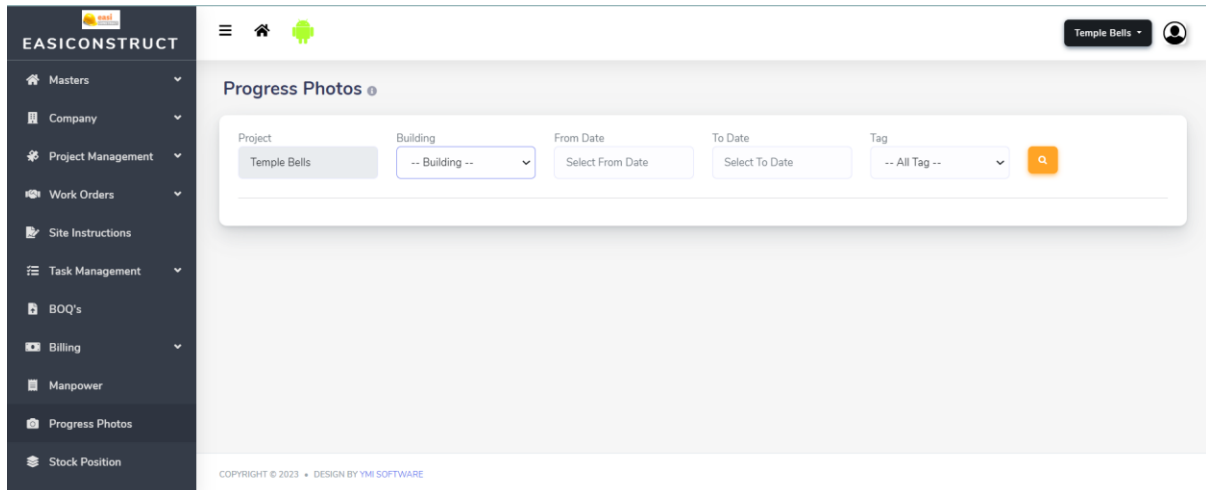


Fig : Filter Progress photos by : Building > Date > Tags